




### 10 Tributary Way WOODEND VIC

4  2  4 

Fantastic brand new modern family home offering high quality fixtures & features throughout on a 600sqm (approx.) landscaped allotment. Comprising four bedrooms all with built in robes, large master bedroom with 'His & Hers' ensuite, separate toilet and fabulous, spacious walk in robe.

**View** : <https://www.kennedyandhunt.com.au/lease/vic/gr-eater-bendigo-region/woodend/residential/house/5848227>

Featuring central open plan living and dining areas, fabulously appointed kitchen with Caesar stone bench tops & large walk-in pantry. Offering timber framed glass doors that lead out to a wonderful north facing semi enclosed outdoor/entertaining area with quality Merbau decking.

Enjoy the separate rumpus area, central bathroom, powder room and fabulous self contained laundry. Additional features include natural gas ducted heating throughout and double integrated garage with loads of built-in storage.