






46 Skyline Drive GISBORNE VIC

3  2  2 

Building Size : 20 sqm
Land Size : 2044 sqm
View : <https://www.kennedyandhunt.com.au/sale/vic/macedon-ranges/gisborne/residential/house/5848767>



DRAWING IS FOR ILLUSTRATION PURPOSES ONLY. NOT DRAWN TO SCALE. ALL MEASUREMENTS ARE APPROXIMATE ONLY.